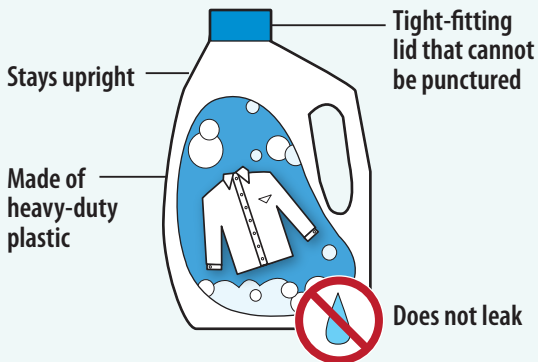


IF YOU CANNOT GET AN FDA-CLEARED SHARPS CONTAINER, FOLLOW THESE GUIDELINES:

Use an empty household container with these features:

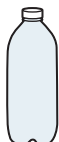


DO NOT USE

These containers can break or puncture easily.



Milk container



Water bottle




Glass container



Soda can

Discarding a household container:

1 Close lid and tape shut. Label container.



2 Bring container to a sharps disposal program.

If you cannot find a disposal program, put container in center of full trash bag and discard in regular trash.*



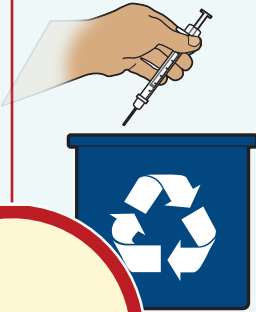
DO NOT
put sharps containers
in RECYCLING!

* In some areas it is illegal to dispose of sharps in the trash. Please follow your community guidelines.

KEEP YOUR COMMUNITY SAFE

DO NOT
throw loose
sharps in trash

DO NOT
put sharps
in recycling



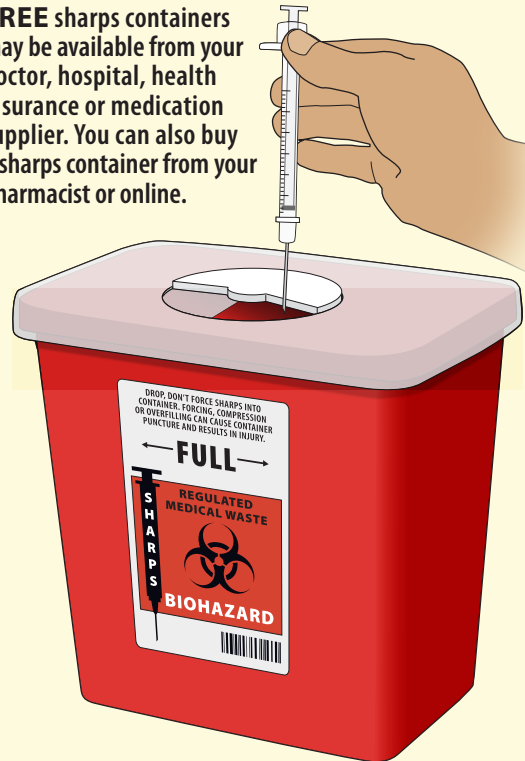
DO NOT
flush sharps
down toilet

KEEP OUT
of reach
of children

ALWAYS USE A SHARPS CONTAINER

Used sharps are hazardous waste. When not discarded properly they can cut and infect others. Protect your community by always discarding your used sharps in a sharps disposal container.

FREE sharps containers may be available from your doctor, hospital, health insurance or medication supplier. You can also buy a sharps container from your pharmacist or online.



For information about rules and laws in your community, contact the Coalition for Safe Community Needle Disposal at 800.643.1643. For more information on sharps visit fda.gov/safesharpsdisposal.