



# QVHD

Quinnipiac Valley Health District

## **ANNUAL REPORT 2011-12**



### **HEALTHY HOMES INITIATIVE**

**Total Healthy Homes Inspections:14**

**12-Hamden**

**1-Bethany**

**1-North Haven**

**Email: [info@qhvd.org](mailto:info@qhvd.org) Web site: [www.qvhd.org](http://www.qvhd.org)**

**A REGIONAL HEALTH DEPARTMENT SERVING THE RESIDENTS OF  
BETHANY, HAMDEN, NORTH HAVEN AND WOODBRIDGE**

**1151 Hartford Turnpike, North Haven CT 06473**

**Telephone: 203 248-4528 Fax: 203 248-6671**



**Public Health**  
Prevent. Promote. Protect.



# TABLE OF CONTENTS

ABOUT QVHD	i
OFFICERS OF THE BOARD	ii
MEMBERS OF THE STAFF	iii
ENVIRONMENTAL HEALTH SERVICES	
TABLE I: QVHD Environmental Health Activities 2011-12	1
TABLE II: QVHD Permits, Licenses and Certificates 2011-12	2
HEALTH EDUCATION/HEALTH PROMOTION	
Community Health Education and Promotion Programs	3
TABLE III: Reportable Disease Summary, 2011-12	4
DISBURSEMENTS AND REVENUES	5

# ABOUT QVHD

## MISSION

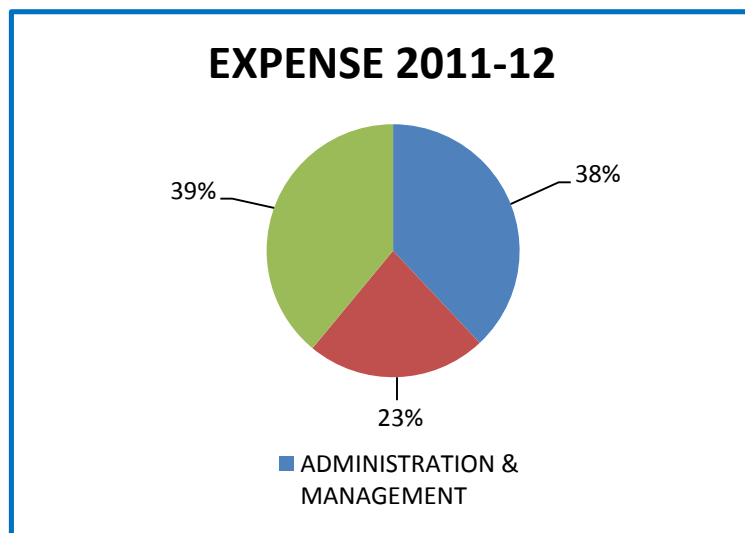
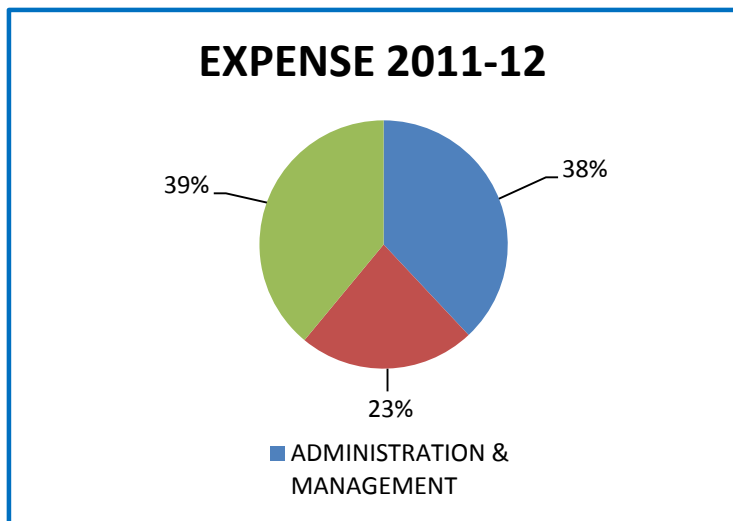
The mission of Quinnipiack Valley Health District (QVHD) is to protect the residents of Bethany, Hamden, North Haven and Woodbridge, Connecticut from disease, injury and environmental hazards through prevention, education, enforcement and collaboration.

QVHD accomplishes its mission through:

- Environmental health services that insure compliance with the state and local laws, regulations and ordinances.
- Systemic identification of community health concerns and risks.
- Preventive services for the early control and identification of disease.
- Provision of current, credible information to promote healthy behavior choices.
- Local and regional emergency preparedness for response to an unexpected environmental or biological event.
- Collaboration with local and government leaders in setting health priorities.

## TOTAL REVENUE AND EXPENSE, FY 2012

The Quinnipiack Valley Health District (QVHD) is funded by Town and State contributions on a per capita basis, revenue from permit fees and services, grant awards, and miscellaneous income. The charts below represent revenue and expense for the year ending June 30, 2012.





**BOARD OF DIRECTORS  
2011-2012**

The Board of Directors, the managing body of QVHD, is composed of Town representatives appointed for a three year term. Each member-town has one representative for each ten thousand population or part thereof, up to a maximum of 5 representatives per town.

**OFFICERS:**

**President .....Audrey McClure**

**Vice President.....Peter Marone**

**Secretary/Treasurer.....Leslie A. Balch**

**DIRECTORS**

<b>Carol Goldberg</b>	<b>Bethany</b>
<b>Donald Cofrancesco</b>	<b>Hamden</b>
<b>Joy Donaldson</b>	<b>Hamden</b>
<b>Leona Haddad<sup>1</sup></b>	<b>Hamden</b>
<b>Peter Marone</b>	<b>Hamden</b>
<b>Myra Rochow</b>	<b>Hamden</b>
<b>Roy Skeirik<sup>2</sup></b>	<b>Hamden</b>
<b>William Kohlhepp<sup>3</sup></b>	<b>North Haven</b>
<b>Veronica Masi<sup>4</sup></b>	<b>North Haven</b>
<b>Audrey McClure</b>	<b>North Haven</b>
<b>Besse Scott-Moore</b>	<b>North Haven</b>
<b>Louis DeNegre</b>	<b>Woodbridge</b>

**ALTERNATES**

<b>Andre Sofair</b>	<b>Bethany</b>
<b>Ann Levison</b>	<b>Hamden</b>
<b>Tom Gersdorg</b>	<b>North Haven</b>
<b>Laura Ferrante Fernandes<sup>5</sup></b>	<b>Woodbridge</b>

<sup>1</sup> Resigned March 2012

<sup>2</sup> Appointed May 2012

<sup>3</sup> Appointed April 2012

<sup>4</sup> Resigned July 2011

<sup>5</sup> Resigned June 2012

# MEMBERS OF THE STAFF

## 2011-2012

**Director of Health.....Leslie A. Balch, MPH, MS-HEd, BSN**

**Deputy Director**

**Coordinator of Health Education.....V. Deborah Culligan, MPH**

**Chief Environmental Services..... Lynn Fox, RS**

**Sanitarians..... Arthur Yoaps,<sup>1</sup> RS**  
**Alexis Rinaldi, RS**  
**John Laudano, RS**  
**Kristen Amodio BS**  
**Ryan Currier,<sup>2</sup> BS**

**Secretary I.....Jane Silvestri**

**Secretary I..... Miokka Cummings**

**Mom's Clinic Social Worker.....Sara Hernandez, LCSW**

**Mom's Clinic Secretary.....Angelina Barnett, BA**

<sup>1</sup> Retired October 2011    <sup>2</sup> Hired November 2011

# ENVIRONMENTAL HEALTH SERVICES

The Environmental Health Section of this Health District is comprised of a Chief of Environmental Health Services and four sanitarians.

Table I provides data on the field work activity by specific type for FY 2011-12. Table II shows the permits, licenses and certificates issued during FY 2011-12.

*Home is where  
the heart is*

*Your home can be  
one less stress  
for you & loved ones*



*Is your home a  
Healthy Home?*

*FREE Healthy  
Home assessment*

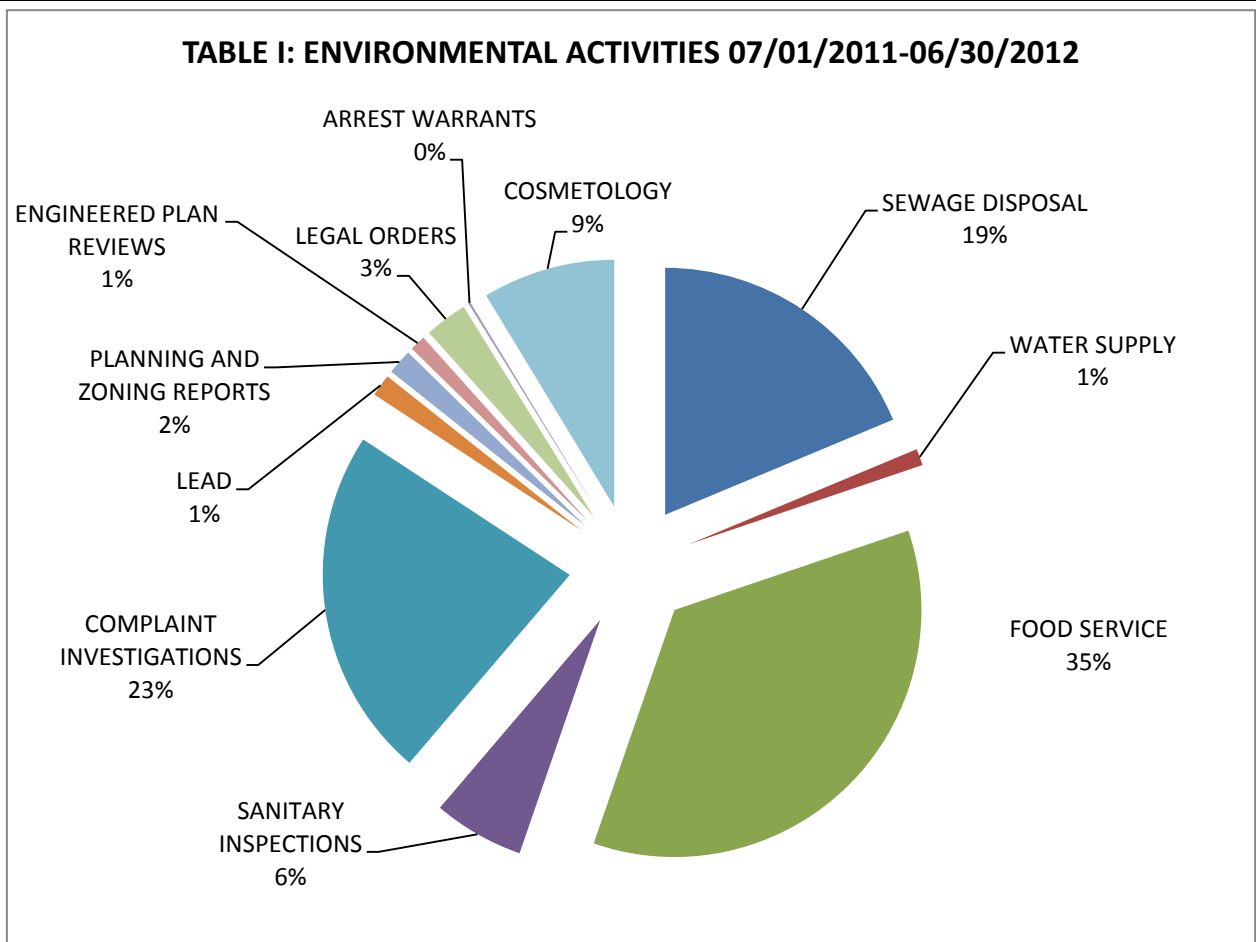
Quinnipiack Valley Health  
District

Quinnipiack Valley Health District  
Healthy Homes Initiative  
July 1, 2011-June 30, 2012  
Number Recommended for a Healthy  
Homes Assessment: 20

Number of Assessments Performed:  
(by Town)  
Bethany-1  
Hamden-12  
North Haven-1  
**TOTAL=14**

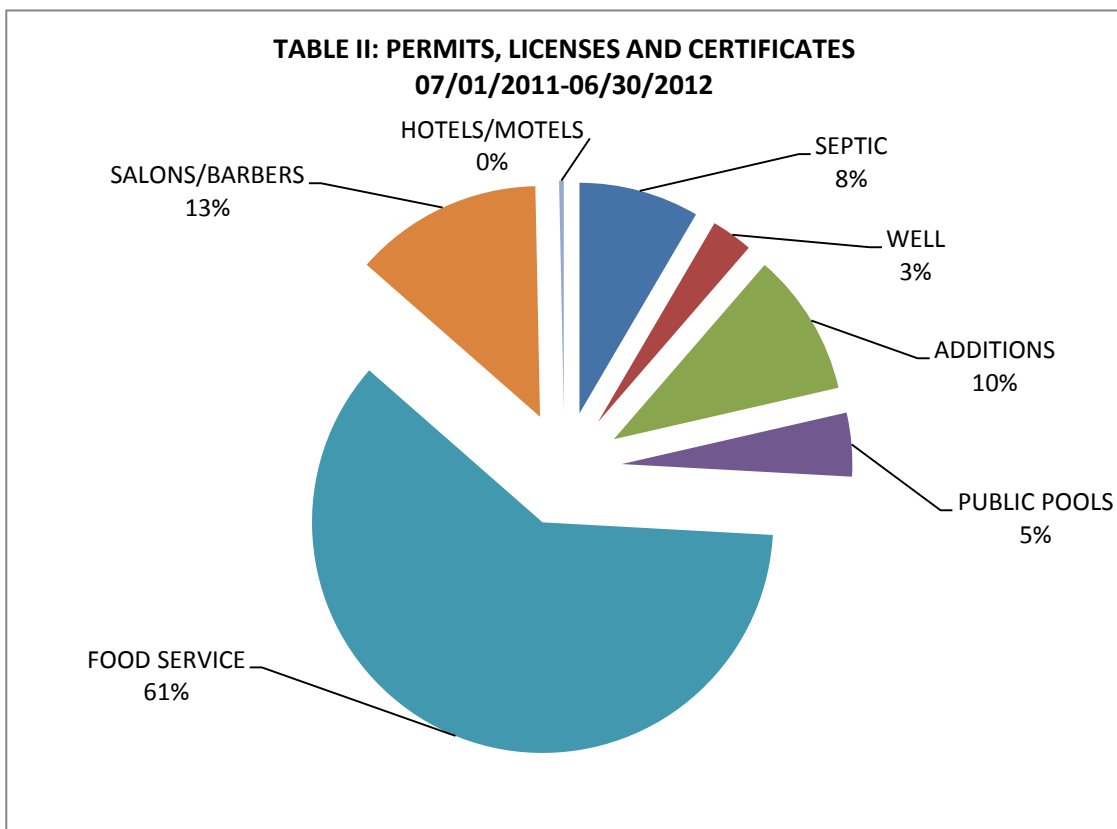
**TABLE I: ENVIRONMENTAL HEALTH ACTIVITIES 07/01/11-06/30/12**

	BETHANY	HAMDEN	NORTH HAVEN	WOODBIDGE	TOTAL
<b>SEWAGE DISPOSAL</b>	82	70	69	141	<b>362</b>
<b>WATER SUPPLY</b>	18	3	0	0	<b>21</b>
<b>FOOD SERVICE</b>	10	397	229	51	<b>687</b>
<b>SANITARY INSPECTIONS</b> (day cares, schools, motels, public pools, additions)	6	60	30	19	<b>115</b>
<b>COMPLAINT INVESTIGATIONS</b>	12	353	68	12	<b>445</b>
<b>COSMETOLOGY</b>	0	99	61	8	<b>168</b>
<b>LEAD</b>	3	21	0	4	<b>28</b>
<b>PLANNING AND ZONING REPORTS</b>	11	10	10	1	<b>32</b>
<b>ENGINEERED PLAN REVIEWS</b>	5	2	9	4	<b>20</b>
<b>LEGAL ORDERS</b>	1	45	6	2	<b>54</b>
<b>ARREST WARRANTS</b>	0	3	0	0	<b>3</b>
<b>TOTAL ALL ACTIVITIES</b>	<b>148</b>	<b>1,063</b>	<b>482</b>	<b>242</b>	<b>1,935</b>



**TABLE II: PERMITS, LICENSES and CERTIFICATES 07/01/11-06/30/12**

	BETHANY	HAMDEN	NORTH HAVEN	WOODBRIIDGE	TOTAL
SEPTIC (new and repair)	20	15	15	53	<b>103</b>
WELLS	6	11	6	13	<b>36</b>
ADDITIONS	28	13	41	42	<b>124</b>
PUBLIC POOLS	0	34	13	8	<b>55</b>
FOOD SERVICE (includes temporary events)	37	361	299	50	<b>747</b>
HOTELS/MOTELS	0	2	2	0	<b>4</b>
SALONS/BARBERS	0	99	55	9	<b>163</b>
<b>TOTAL</b>	<b>91</b>	<b>535</b>	<b>431</b>	<b>175</b>	<b>1,232</b>






# HEALTH EDUCATION and HEALTH PROMOTION

**THE HEALTH DISTRICT SERVES AS AN ADVOCATE FOR HEALTHY LIFESTYLES AND AS A PROVIDER OF HEALTH PROMOTION MATERIALS AND ACTIVITIES.**

**PROGRAMS/SERVICES ARE BASED UPON FOUR MAJOR CONCEPTS:**

- **EMPHASIZE PREVENTION**
- **AID IN THE CONTROL AND MANAGEMENT OF COMMUNICABLE AND CHRONIC DISEASE**
- **MAKE CURRENT HEALTH INFORMATION ACCESSIBLE TO DISTRICT RESIDENTS**
- **PROMOTE PERSONAL RESPONSIBILITY FOR HEALTH STATUS**



# COMMUNITY HEALTH EDUCATION AND PROMOTION PROGRAMS

**GOAL:** To promote and preserve the health of district residents and to prevent disease and premature death.

**WEBSITE** [www.qvhd.org](http://www.qvhd.org) QVHD maintains a website with current health information for the community, calendars of scheduled programs, and links to reliable health information websites.

## IMMUNIZATIONS

Immunizations are given to high school students through QVHD's school based health center at Hamden High. QVHD staff monitors vaccine-preventable diseases for occurrence and vaccination needs, such as influenza. QVHD is prepared to initiate vaccine administration when indicated.

**The Cocoon Strategy Initiative** This program immunizes close contacts (parents, grandparents, siblings older than 18 years and caretakers) of infants less than one year old to prevent the development of the disease, pertussis.

## HEALTH INFORMATION

### Qvhd-TIPS FAMILY HEALTH LETTER, HEALTH COLUMNS and BLOG

- Electronic distribution of bi-annual Qvhd-Tips, a Family Health Letter. Content focuses on a variety of current health and safety issues.
- An Ounce of Prevention: Health columns on various topics developed for local, weekly newspapers. Follow-up materials are distributed upon request.
- Periodic blogs on health topics on the Patch website.

### DISTRIBUTION OF PRINTED MATERIAL

- Various source materials reviewed and prepared for distribution within District.
- Development of flyers, brochure, fact sheets and guidance materials on pertinent topics.
- Information provided in response to specific concerns and questions on a wide variety of health behavior, prevention and environmental topics in response to telephone inquiries and at community presentations.

### PRESENTATIONS

Presentations are made for community groups upon request. Example: Bloodborne pathogen updates.

## HEALTH PROMOTION PROGRAMS

- **Radon Kit Distribution:** Free radon test kits were distributed to District residents.
- **Healthy Homes Assessment:** Free home environmental assessments were offered to District residents.
- **"Putting on Airs" Asthma Assessment:** QVHD facilitated referrals and assessments for District residents with asthma.
- 

## PARTICIPATION IN COMMUNITY EVENTS and ON COMMITTEES/WORK GROUPS

QVHD staff participates in various community events, such as Earth Day, health fairs, workshops and seminars in order to promote healthy actions. Examples: Earth Day, Fall Prevention, Senior Health fairs.

QVHD staff participates with local, regional and state-wide committees and organizations to promote health. Examples include: Regional Asthma Coalition, Hamden Partners for Young Children, Health Disparities work group.

## COMMUNITY HEALTH STATUS

QVHD monitors data and information on chronic diseases, such as heart and lung disease, cancer and diabetes, for prevalence and geographical trends. Current developments and/or initiatives are noted and shared via communications with the public, town governments and medical practitioners.

QVHD staff track and analyze data for all CT reportable diseases. In addition, staff provides follow-up interventions and educate community members as indicated. These actions, known as reportable disease surveillance and intervention actions are used for control of transmission, to minimize severity, to detect epidemics and for program planning.

## EMERGENCY RESPONSE

QVHD staff continues to refine and implement plans for an emergency response. Community and partner education and preparedness activities were conducted over the course of the year. QVHD staff participated in exercises and drills in order to be better prepared for an emergency event.

## MOM'S CLINIC, A SCHOOL BASED HEALTH CENTER AT HAMDEN HIGH

Mom's Clinic is a licensed outpatient clinic located in Hamden High School. Confidential medical and behavioral health services are provided to enrolled students. During school year 2011-12, 366 students were enrolled; 171 users of services made 1,401 visits. More information on Mom's Clinic is available upon request.

**TABLE III: REPORTABLE DISEASE SUMMARY JULY 1, 2011-JUNE 30, 2012**

DISEASE NAME	2010-11 TOTAL	2011-12 TOTAL	2011-12 BY TOWN			
			BETHANY	HAMDEN	NO. HAVEN	WOOD- BRIDGE
E. Coli	0	1	0	1	0	0
Giardiasis	8	3	0	2	0	1
Salmonellosis	10	12	0	4	7	1
Clostridium difficile	19	17	1	13	2	1
Campylobacter	18	20	1	10	5	4
Cryptosporidiosis	0	3	0	2	0	1
Shigellosis	1	0	0	0	0	0
Cyclorospodiosis	2	0	0	0	0	0
Listeriosis	02	1	1	0	0	0
Norovirus/Rotavirus	2/2	2/1	0/0	1/0	0/1	1/0
Hepatitis A	1	1	0	1	0	0
Hepatitis B	21	28	0	22	5	1
Hepatitis C	73	96	5	65	20	6
Gonorrhea	34	39	1	38	0	0
Syphilis	24	38	1	28	5	4
Chlamydia	317	318	9	254	45	10
Lead Poisoning <sup>1</sup>	1	0	0	0	0	0
Rabies <sup>2</sup>	4	4	0	3	0	1
Lyme Disease <sup>3</sup> /Ehrlichiosis/Babesiosis	28/12/7	29/14/3	2/2/0	12/2/0	10/9/3	5/1/0
Tuberculosis <sup>4</sup>	2	1	0	1	0	0
Enterococcal infection	12	9	0	6	2	1
Invasive Strep A/Strep B	2/13	1/14	0/1	1/6	0/3	0/4
Legionellosis	3	3	0	2	1	0
Pneumococcal disease	12	9	0	5	4	0
Staph aureus	38	23	0	17	4	2
Influenza <sup>5</sup>	78	33	0	18	6	9
Parainfluenza	0	0	0	0	0	0
Varicella/ Pertussis <sup>6</sup> /Meningitis/Mumps	0/10/0/0	10/3/1/0	0/0/0/0	8/2/1/0	1/0/0/0	1/1/0/0
Other <sup>7</sup>	8	3	0	2	1	0
<b>TOTALS</b>	<b>763</b>	<b>733</b>	<b>24</b>	<b>527</b>	<b>129</b>	<b>53</b>

**COMMENTS:**

- (1) This data reflects child cases only (to 72 months) who were poisoned. 17 children were followed for elevations.
- (2) By type the positive animals were: 1 skunk (Woodbridge) 3 bats (Hamden) 21 animals were transported.
- (3) Lyme Disease is reportable only by physician and by labs with automated electronic reporting to DPH surveillance, therefore it may be underreported. Lab diagnosis is often difficult to interpret. The numbers reported above are positive by lab or MD report.
- (4) While there was only one case of active Tuberculosis, surveillance for this district included 17 prophylaxis cases, 2 latent TB investigations and 3 Class A/B contacts.
- (5) These numbers reflect only those cases for which a positive or presumptive lab test was received and may underrepresent actual influenza in the community. Of the reported cases, 64% were over age 50, with 51% of this group over age 70; 6% of the reported cases were under age 20. 12 persons (36%) were hospitalized, with most hospitalizations occurring in those age 70 or older.
- (6) All positive results were blood tests. Nasal swab remains the preferred method for testing.
- (7) Rubella-1 (North Haven); Hib-1-(Hamden); Meningitis-1 (Hamden); Dengue Fever Virus-1 (Hamden); Misc. outbreaks in nursing homes-8 (Hamden, North Haven and Woodbridge).

**NOTE:** AIDS/HIV numbers have been removed from this table as QVHD does not receive data by town. The Department of Public Health (DPH) has changed its focus to be more in line with the CDC, with an emphasis on trends, rather than just number of cases and with combining both HIV and AIDS into HIV Disease. 2010 Data for CT: From 1981-2010, there have been 19,821 cases of HIV; currently 53% of this group is living. The majority of these individuals are male (66%.) Mode of transmission for all persons living with HIV: 23% for the group "Men who have sex with men (MSM)", 36% IV drug users, and 22% heterosexual. By race/ethnicity: 34% were white, 33% were black, 32% Hispanic. The majority of these persons are age 40 or greater (82%.)

# REVENUE AND DISBURSEMENTS



QUINNIPIACK VALLEY HEALTH DISTRICT  
STATEMENT OF ACTIVITIES  
FOR THE YEAR ENDED  
JUNE 30, 2012  
( WITH COMPARATIVE TOTALS FOR 2011 )

	<u>Health District Services</u>	<u>State of Connecticut Allocation 19-245 (A)</u>
Public Support and Revenue:		
Fees and Grants from Government Agencies:		
State of Connecticut Allocation	\$	\$ 179,089
State Grants		
Town Appropriations:		
Hamden	\$301,928	
North Haven	124,244	
Bethany	28,989	
Woodbridge	<u>47,732</u>	<u>          </u>
Total Fees and Grants From Governmental Agencies	<u>502,893</u>	<u>179,089</u>
Other Revenue:		
Administrative and Environmental Fees	120,070	
Third Party Reimbursement	0	
Interest Income	393	
In-Kind Contrib. & H1N1 Vaccines	7,587	
Other Revenue	<u>0</u>	<u>          </u>
Total Other Revenue	<u>128,050</u>	<u>          </u>
Total Support and Revenue	<u>630,943</u>	<u>179,089</u>
Expenses:		
Program Services - Exhibit B-1	( 271,417)	( 179,089)
Management and General - Exhibit B-2	( 438,069)	<u>          </u>
Total Expenses	<u>( 709,486)</u>	<u>( 179,089)</u>
Excess of Public Support and Revenue Over Expenses:	( 78,543)	0
Other Expenses:		
Depreciation	( 4,931)	<u>          </u>
Change in Net Assets	<u>(\$ 83,474)</u>	<u>\$ 0</u>

Healthy Homes & Lead Prevention & Block Grant	Public Health Emergency Preparedness	School Based Health Center	Total All Funds	
			2012	2011
			\$ 179,089	\$ 178,693
\$ 26,633	\$ 74,152	\$ 120,762	221,547	319,592
			301,928	300,593
			124,244	124,477
			28,989	28,962
			<u>47,732</u>	<u>47,758</u>
<u>26,633</u>	<u>74,152</u>	<u>120,762</u>	<u>903,529</u>	<u>1,000,075</u>
			120,070	115,508
		49,223	49,223	20,903
			393	139
			7,587	5,438
			<u>0</u>	<u>0</u>
		<u>49,223</u>	<u>177,273</u>	<u>141,988</u>
<u>26,633</u>	<u>74,152</u>	<u>169,985</u>	<u>1,080,802</u>	<u>1,142,063</u>
( 26,633)	( 92,427)	( 141,695)	( 711,261)	( 694,990)
			( 438,069)	( 412,706)
( 26,633)	( 92,427)	( 141,695)	( 1,149,330)	( 1,107,696)
0	( 18,275)	28,290	( 68,528)	34,367
			( 4,931)	( 4,931)
<u>\$ 0</u>	<u>(\$ 18,275)</u>	<u>\$ 28,290</u>	<u>(\$ 73,459)</u>	<u>\$ 29,436</u>
			<u>413,513</u>	<u>384,077</u>
			<u>\$ 340,054</u>	<u>\$ 413,513</u>

Net Assets July 1,

Net Assets June 30,

See Accompanying Notes to Financial Statements