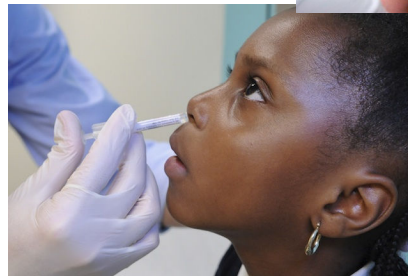




QUINNIPIACK VALLEY HEALTH DISTRICT

A REGIONAL HEALTH DEPARTMENT SERVING RESIDENTS OF
BETHANY, HAMDEN, NORTH HAVEN AND WOODBRIDGE

ANNUAL REPORT 2009-10



1151 Hartford Turnpike, North Haven CT 06473
Telephone: 203 248-4528 Fax: 203 248-6671

Email: info@qvhd.org Web site: www.qvhd.org

A Message from the Director

I am pleased to present the fiscal year (FY) 2010 Quinnipiack Valley Health District (QVHD) Annual Report.

The 2009/10 financial year has been an interesting one. As FY 2009 came to a close we advanced to protect our residents from the H1N1 flu and the action continued into the FY 2010. QVHD faced many challenges: from leading an effort to protect our residents from the H1N1 flu virus to protecting the health of residents through environmental involvement with resurgence of bed bugs and wood-smoke emissions.

As we struggled to balance routine program continuation and H1N1 related activities, we reinforced our belief in QVHD's public health emergency preparedness and our residents' willingness to give of themselves. H1N1 vaccination clinics were staffed and managed primarily by the 10 Health District staff, clinical staff from our emergency volunteer registry, and school personnel and parents working as partners in unified command with municipal fire, police, EMS, and community emergency response teams. QVHD partnered with many local physicians, school boards, municipal leaders and community agencies for advice, assistance and space to administer over 7,800 H1N1 vaccinations, 6,000 of which were through school-located vaccination efforts. We truly appreciate the dedication and collaboration that contributed to a successful H1N1 campaign in an unpredictable and evolving situation.

As 2010 comes to a close, we face unprecedented budget uncertainties coupled with increased operational costs - costs associated with securing and transporting supplies, human resources, updating technologies for adequate communication and tracking, and the public health consequences of job and home losses. QVHD is thankful for the State and Federal governments' financial support of our H1N1 activities, and will continue to seek additional partnerships and innovative programs to meet our future challenges and fulfill our mission.

Yours in health,



Leslie A. Balch
Director of Health

ABOUT QVHD

MISSION

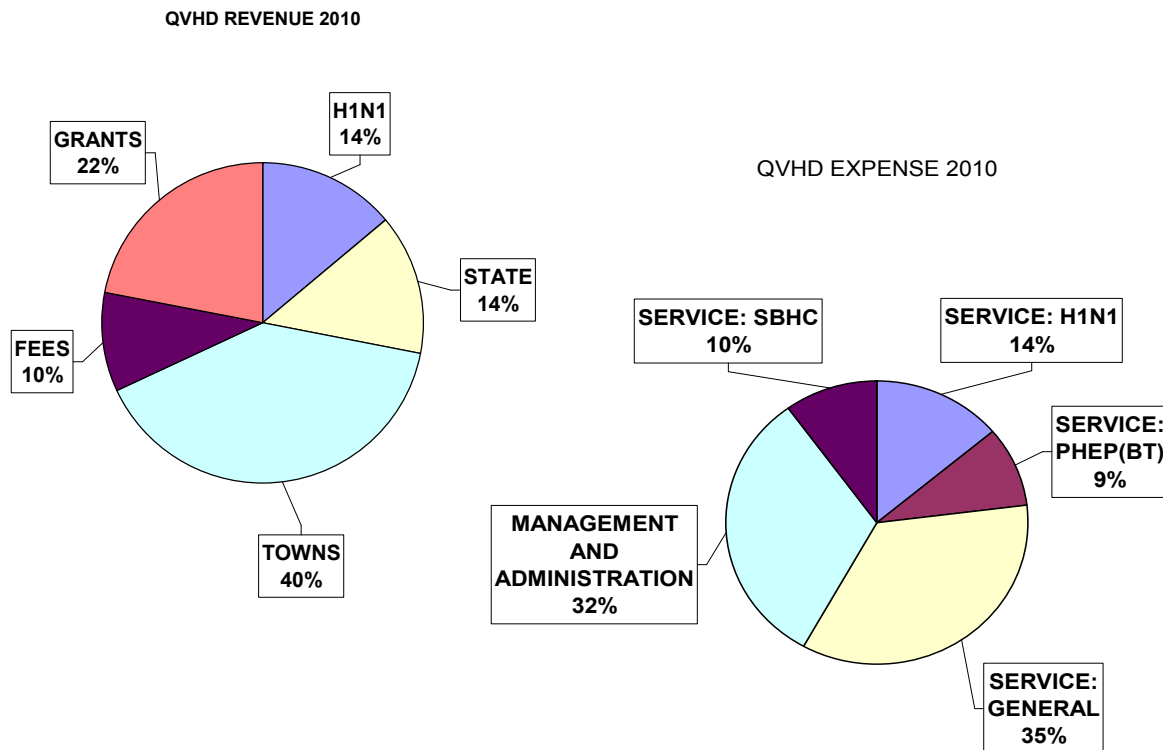
The mission of Quinnipiack Valley Health District (QVHD) is to protect the residents of Bethany, Hamden, North Haven and Woodbridge, Connecticut from disease, injury and environmental hazards through prevention, education, enforcement and collaboration.

QVHD accomplishes its mission through:

- Environmental health services that insure compliance with the state and local laws, regulations and ordinances.
- Systemic identification of community health concerns and risks.
- Preventive services for the early control and identification of disease.
- Provision of current, credible information to promote healthy behavior choices.
- Local and regional emergency preparedness for response to an unexpected environmental or biological event.
- Collaboration with local and government leaders in setting health priorities.

TOTAL REVENUE AND EXPENSE, FY 2010

The Quinnipiack Valley Health District (QVHD) is funded by Town and State contributions on a per capita basis, revenue from permit fees and services, grant awards, and miscellaneous income. The charts below represent revenue and expense for the year ending June 30, 2010.



BOARD OF DIRECTORS

2009-2010

The Board of Directors, the managing body of QVHD, is composed of Town representatives appointed for a three year term. Each member-town has one representative for each ten thousand population or part thereof, up to a maximum of 5 representatives per town.

OFFICERS:

PresidentAudrey McClure

Vice President.....Peter Marone


Secretary/Treasurer.....Leslie A. Balch

DIRECTORS

Carol Goldberg	Bethany
Donald Cofrancesco	Hamden
Joy Donaldson	Hamden
Leona Haddad	Hamden
Peter Marone	Hamden
Myra Rochow	Hamden
Veronica Masi	North Haven
Audrey McClure	North Haven
Thomas Gersdorf	North Haven
Louis DeNegre	Woodbridge

ALTERNATES

Andre Sofair	Bethany
Susan Faris	Hamden
Ann Levison	Hamden
Bessie Scott-Moore	North Haven
James Sabshin	Woodbridge



**MEMBERS OF THE STAFF
2009-2010**

Director of Health..... Leslie A. Balch, MPH

**Deputy Director
Coordinator of Health Education..... V. Deborah Culligan, MPH**

Chief Environmental Services..... Lynn Fox, RS

**Sanitarians.....Arthur Yoaps, RS
Alexis Rinaldi, RS
John Laudano, RS
Kristen Amodio
Paul Fernald, RS**

Secretary I..... Jane Silvestri

Secretary I.....Miokka Cummings

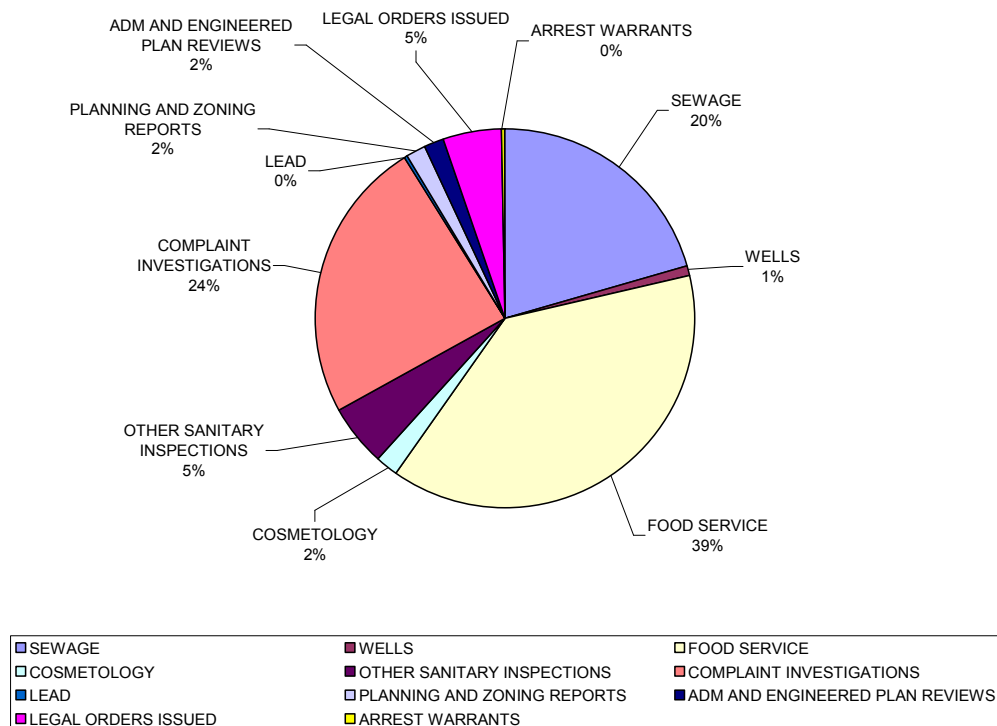
Mom's Clinic Social Worker..... Sara Hernandez, LCSW

Mom's Clinic Secretary.....Angelina Barnett

TABLE I: ENVIRONMENTAL HEALTH ACTIVITIES 07/01/09-06/30/10

	BETHANY	HAMDEN	NORTH HAVEN	WOODBIDGE	TOTAL
SEWAGE DISPOSAL	126	47	51	141	365
WATER SUPPLY	3	10	0	3	16
FOOD SERVICE	34	353	238	62	687
SANITARY INSPECTIONS (day cares, schools, motels, public pools, additions)	3	48	24	18	93
COMPLAINT INVESTIGATIONS	16	363	44	8	431
COSMETOLOGY	1	29	3	1	34
LEAD	0	5	2	1	8
PLANNING AND ZONING REPORTS	10	11	9	1	31
ADMINISTRATIVE AND ENGINEERED PLANS	3	3	10	13	29
LEGAL ORDERS	4	71	10	5	90
ARREST WARRANTS	1	2	0	0	3
TOTAL ALL ACTIVITIES	201	942	391	253	1,787

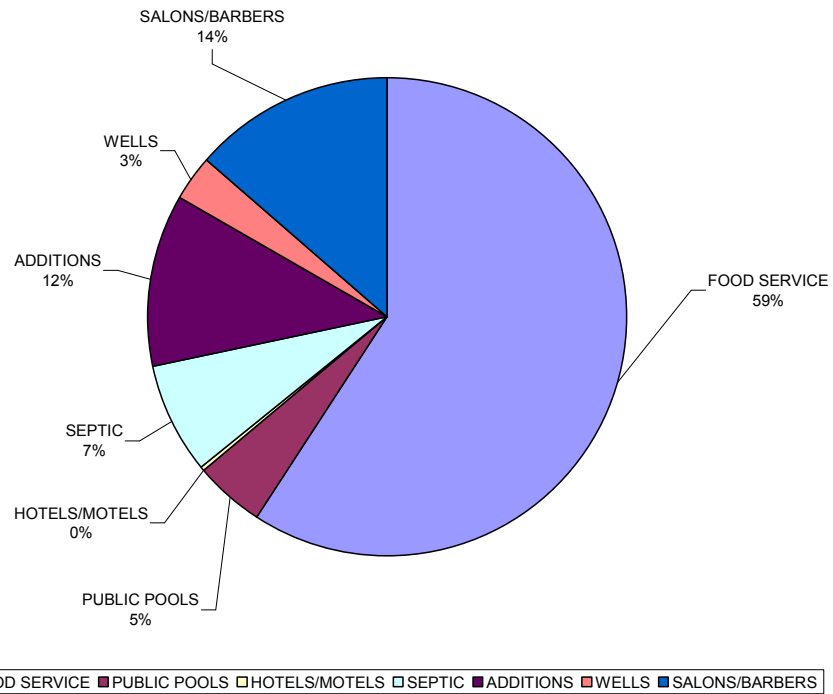
TOTAL ENVIRONMENTAL HEALTH ACTIVITIES (N=1,787)



**TABLE II: PERMITS, LICENSES and CERTIFICATES
07/01/09-06/30/10**

	BETHANY	HAMDEN	NORTH HAVEN	WOODBRIIDGE	TOTAL
SEPTIC (new and repair)	22	15	15	38	90
WELLS	13	7	3	15	38
ADDITIONS	44	20	33	46	143
PUBLIC POOLS	0	29	13	16	58
FOOD SERVICE (includes temporary events)	37	367	277	44	725
HOTELS/MOTELS	0	2	2	0	4
SALONS/BARBERS	1	105	52	10	168
TOTAL	117	545	395	169	1,226

PERMITS, LICENSES, AND CERTIFICATES (N=1,226)



COMMUNITY HEALTH EDUCATION AND PROMOTION PROGRAMS

To promote and preserve the health of district residents and to prevent disease and premature death.

WEBSITE

QVHD maintains a website with current health information for the community, calendars of scheduled programs, and links to reliable health information websites.

IMMUNIZATIONS

In response to the H1N1 pandemic flu outbreak, QVHD immunized approximately 7,000 persons. Vaccines were provided through large community clinics and to school children within their school.

Hepatitis B vaccinations were provided to the Hamden Police Department.

HEALTH INFORMATION

Qvhd-TIPS FAMILY HEALTH LETTER and HEALTH COLUMNS

- Distribution of bi-annual Q-Tips, a Family Health Letter to all families of elementary school children within the District. Content focuses on a variety of current health/safety issues.
- An Ounce of Prevention: Health columns on various topics developed for local, weekly newspapers with circulation in District Towns.

DISTRIBUTION OF PRE-PRINTED MATERIAL

- Various source materials reviewed and prepared for distribution within District.
- Development of flyers, brochure, fact sheets and guidance materials on pertinent topics.
- Information provided in response to specific concerns and questions on a wide variety of health behavior, prevention and environmental topics in response to telephone inquiries and at community presentations.

PARTICIPATION IN COMMUNITY EVENTS

QVHD staff participate in various community events, such as Earth Day, health fairs, workshops and seminars in order to promote healthy actions. Examples: National Night Out, Earth Day, Fall Prevention.

DISEASE SURVEILLANCE

Data collection, analysis, follow-up interventions and preventive information for CT reportable diseases that occur within the District. Information is used for control of transmission, to minimize severity, detect epidemics and program planning. Examples: LEAD POISONING: Environmental inspection and enforcement activities are coupled with case management and preventive information for target areas and persons with elevated blood lead levels.

OCCUPATIONALLY ACQUIRED BLOODBORNE PATHOGENS: Review and update on OSHA Bloodborne pathogen standard and immunizations are provided to identified town employees through departmental programs. H1N1 FLU: Educational materials distributed throughout community on minimizing the spread of disease.

EMERGENCY RESPONSE

Preparation and planning continued this year. Community and partner education and preparedness activities were conducted. Pandemic H1N1 influenza response activities began in the spring to minimize transmission, severity and social disruption. QVHD participated in exercises and drills, including LEAP, an outreach to faith-based organizations and a Community Mitigation exercise.

MOM'S CLINIC, A SCHOOL BASED HEALTH CENTER AT HAMDEN HIGH

Confidential clinical medical and behavioral health services are provided to enrolled students. More information on Mom's Clinic is available upon request.

TABLE III: REPORTABLE DISEASE SUMMARY 2009-010

DISEASE NAME	2008-09 TOTAL	2009-10 TOTAL	2009-10 BY TOWN			
			BETHAN Y	HAMDEN	NO. HAVEN	WOOD- BRIDGE
E. Coli	1	1	1	0	0	0
Giardiasis	6	5	0	3	2	0
Salmonellosis ¹	16	15	0	12	3	0
Clostridium difficile	5	10	0	8	2	0
Campylobacter	15	12	0	8	3	1
Cryptosporidiosis	1	3	0	2	0	1
Shigellosis	1	6	0	2	3	1
Hepatitis A	0	1	0	1	0	0
Hepatitis B	17	9	1	7	0	1
Hepatitis C	74	70	0	55	14	1
Gonorrhea	64	67	1	64	2	0
Syphilis	27	31	2	23	3	3
Chlamydia	283	316	3	265	43	5
Lead Poisoning ²	1	0	0	0	0	0
Rabies ³	7	3	0	1	0	2
Lyme Disease ⁴ /Ehrlichiosis/Babesiosis	24/19/11					
Tuberculosis	2	1	0	1	0	0
Enterococcal infection	20	23	1	13	8	1
Invasive Strep A/Strep B	2/10	1/10	0/0	1/6	0/4	0/0
Legionellosis	3	3	0	2	1	0
Pneumococcal disease	12	16	1	11	3	1
Staph aureus	36	34	0	17	12	5
Influenza ⁵	133	154	4	87	48	15
Parainfluenza	NA	6	2	2	2	0
Varicella ⁶ Pertussis/Meningitis/Mumps	6/0/0/2	2/1/0/0	0/0/0/0	0/1/0/0	2/0/0/0	0/0/0/0
Yersinosis	0	1	0	1	0	0
Other (gram + rods, plasmodium falciparum, cholera)	12	3	0	2	1	0
TOTALS	833*	804	16	595	156	37

COMMENTS:

- (1) Salmonella by type: 1-not specified 5-typhimurium (grB), 4-enteritidis (grD), 1-Derby, 1-paratyphi, 2-Newport, 1-Group C.
- (2) This data reflects child cases only (to 72 months) who were poisoned. 19 children were followed for elevations.
- (3) 55 animals were tested. QVHD transported 23 of these animals. By type the positive animals were: 1- skunks, 2 raccoons.
- (4) Lyme Disease is reportable only by physician and by labs with automated electronic reporting to DPH surveillance, therefore it may be underreported. Lab diagnosis is often difficult to interpret. The numbers reported above appear to be positive, not probable disease.
- (5) 74 influenza cases were H1N1-confirmed. All others were identified as "A" however, most were presumed to be H1N1. These numbers reflect only those cases for which a positive or presumptive lab test was received. Total lab reported flu cases for the fiscal year was 154 cases.
- (6) Both cases had been vaccinated for varicella (chicken pox.)

NOTE: AIDS/HIV numbers have been removed from this table as QVHD does not receive this information from the Department of Public Health (DPH.) The focus of DPH is currently more on surveillance of trends, rather than just number of cases. Overall, the new case rate for HIV has decreased. In 2009, the statewide total for new cases was 302. The majority of new cases were male. Mode of transmission was 46% for the group "Men who have sex with men (MSM)", 24% IV drug users, and 28% heterosexual.

QUINNIPIACK VALLEY HEALTH DISTRICT
STATEMENT OF ACTIVITIES
FOR THE YEARS ENDED
JUNE 30, 2010 AND JUNE 30, 2009

EXHIBIT B

		HERR	Public Health Emerg. Preparedness	School Based Health Center	Total All Funds
		State of Connecticut Block Grant	Health Emerg. Preparedness	Health Center	2010 2009
Public Support and Revenue:					
Fees and Grants from Government Agencies:					
State of Connecticut Allocation 19-245 (A)	\$ 178,464				\$ 178,464 \$ 202,113
State Grants		\$ 25,367	\$ 112,311	\$ 122,094	\$ 259,772 \$ 219,362
Town Appropriations:					
Randen	\$299,742				299,742 299,570
North Haven	124,690				124,690 124,478
Bethany	28,915				28,915 28,564
Woodbridge	47,799				47,799 47,797
Total Fees and Grants from Governmental Agencies	<u>501,146</u>	<u>178,464</u>	<u>112,311</u>	<u>122,094</u>	<u>939,382</u> <u>921,864</u>
Other Revenue:					
Administrative and Environmental Fees	123,946			23,878	123,946 124,960
Third Party Reimbursement	0				0 30,028
Interest Income	109				109 2,003
In-Kind Contrib. - Vaccines	180,297			36	180,297 3,937
Other Revenue	304,352			23,914	328,266 1,130
Total Other Revenue	<u>805,498</u>	<u>178,464</u>	<u>112,311</u>	<u>146,008</u>	<u>1,267,648</u> <u>1,083,942</u>
Total Support and Revenue					
Expenses:					
Program Services - Exhibit B-1	(306,169)	(25,367)	(129,938)	(122,481)	(761,419) (719,856)
Management and General - Exhibit B-2	(437,232)				(437,232) (438,310)
Total Expenses	<u>(743,402)</u>	<u>(25,367)</u>	<u>(129,938)</u>	<u>(122,481)</u>	<u>(1,199,658)</u> <u>(1,158,166)</u>
Excess of Public Support and Revenue Over Expenses:	62,090	0	(16,627)	23,427	68,990 (74,224)
Other Expenses:					
Depreciation	(10,949)				(10,949) (10,948)
Excess of Public Support and Revenue Over Expenses	<u>\$ 51,141</u>	<u>\$ 0</u>	<u>\$ 16,627</u>	<u>\$ 23,527</u>	<u>\$ 58,041</u> <u>\$ 85,172</u>

See Accompanying Notes to Financial Statements