



QUINNIPIACK VALLEY HEALTH DISTRICT

**A REGIONAL HEALTH DEPARTMENT SERVING THE RESIDENTS OF BETHANY,
HAMDEN, NORTH HAVEN AND WOODBRIDGE**

ANNUAL REPORT

2010-11

1151 Hartford Turnpike, North Haven CT 06473

Telephone: 203 248-4528 Fax: 203 248-6671

Email: info@qhvd.org Web site: www.qvhd.org



Public Health
Prevent. Promote. Protect.



TABLE OF CONTENTS

ABOUT QVHD	i
OFFICERS OF THE BOARD	ii
MEMBERS OF THE STAFF	iii
ENVIRONMENTAL HEALTH SERVICES	
TABLE I: QVHD Environmental Health Activities 2010-11	1
TABLE II: QVHD Permits, Licenses and Certificates 2010-11	2
HEALTH EDUCATION/HEALTH PROMOTION	
Community Health Education and Promotion Programs	3
TABLE III: Reportable Disease Summary, 2010-11	4
DISBURSEMENTS AND REVENUES	5

ABOUT QVHD

MISSION

The mission of Quinnipiack Valley Health District (QVHD) is to protect the residents of Bethany, Hamden, North Haven and Woodbridge, Connecticut from disease, injury and environmental hazards through prevention, education, enforcement and collaboration.

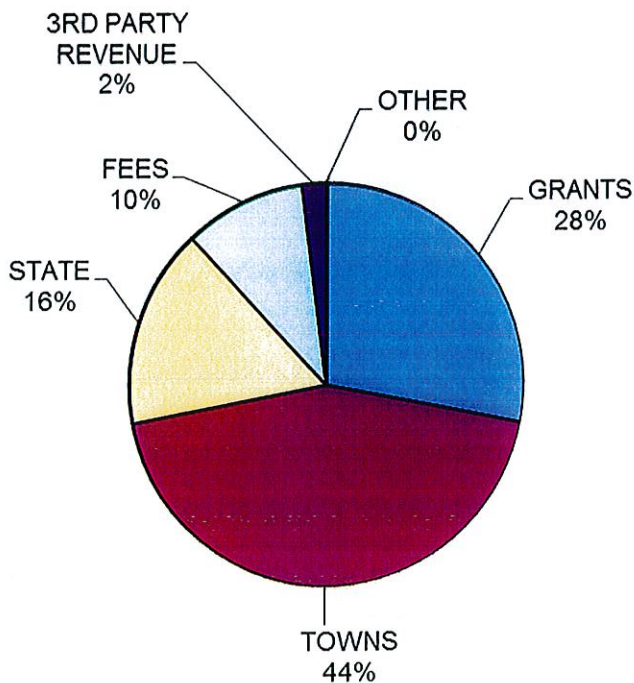
QVHD accomplishes its mission through:

- Environmental health services that insure compliance with the state and local laws, regulations and ordinances.
- Systemic identification of community health concerns and risks.
- Preventive services for the early control and identification of disease.
- Provision of current, credible information to promote healthy behavior choices.
- Local and regional emergency preparedness for response to an unexpected environmental or biological event.
- Collaboration with local and government leaders in setting health priorities.

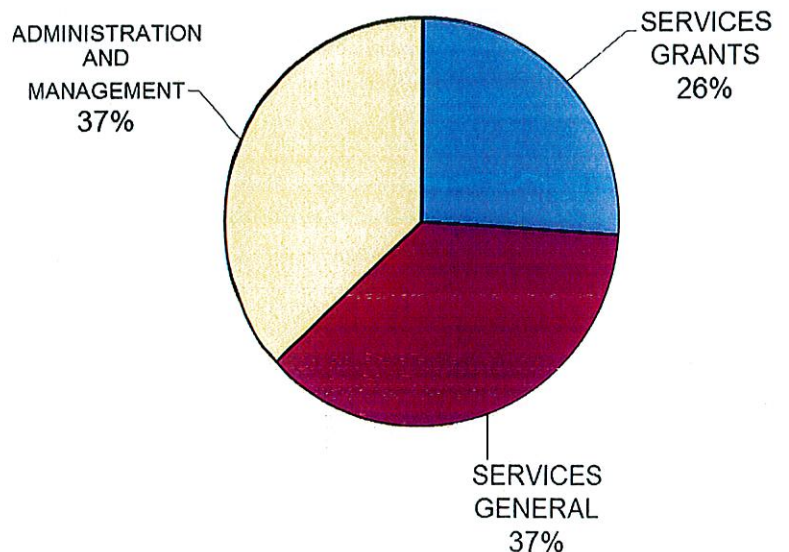
TOTAL REVENUE AND EXPENSE, FY 2011

The Quinnipiack Valley Health District (QVHD) is funded by Town and State contributions on a per capita basis, revenue from permit fees and services, grant awards, and miscellaneous income. The charts below represent revenue and expense for the year ending June 30, 2011.

2010-11 REVENUE



2010-11 EXPENSE





**BOARD OF DIRECTORS
2010-2011**

The Board of Directors, the managing body of QVHD, is composed of Town representatives appointed for a three year term. Each member-town has one representative for each ten thousand population or part thereof, up to a maximum of 5 representatives per town.

OFFICERS:

PresidentAudrey McClure

Vice President.....Peter Marone

Secretary/Treasurer.....Leslie A. Balch

DIRECTORS

Carol Goldberg	Bethany
Donald Cofrancesco	Hamden
Joy Donaldson	Hamden
Leona Haddad	Hamden
Peter Marone	Hamden
Myra Rochow	Hamden
Veronica Masi	North Haven
Audrey McClure	North Haven
Besse Scott-Moore	North Haven
Louis DeNegre	Woodbridge

ALTERNATES

Andre Sofair	Bethany
Susan Faris*	Hamden
Ann Levison	Hamden
Tom Gersdorg	North Haven
James Sabshin**	Woodbridge
Laura Ferrante Fernandes***	Woodbridge

*Resigned May 2011; **Resigned September, 2010; ***Appointed January 2011



MEMBERS OF THE STAFF 2010-2011

Director of Health..... Leslie A. Balch, MPH

**Deputy Director
Coordinator of Health Education..... V. Deborah Culligan, MPH**

Chief Environmental Services..... Lynn Fox, RS

**Sanitarians..... Arthur Yoaps, RS
Alexis Rinaldi, RS
John Laudano, RS
Kristen Amodio**

Secretary I.....Jane Silvestri

Secretary I..... Miokka Cummings

Mom's Clinic Social Worker.....Sara Hernandez, LCSW

Mom's Clinic Secretary.....Angelina Barnett

ENVIRONMENTAL HEALTH SERVICES

The Environmental Health Section of this Health District is comprised of a Chief of Environmental Health Services and four sanitarians. Table I provides data on the field work activity by specific type for FY 2010-11. Table II shows the permits, licenses and certificates issued during FY 2010-11.



TABLE I: ENVIRONMENTAL HEALTH ACTIVITIES 07/01/10-06/30/11

	BETHANY	HAMDEN	NORTH HAVEN	WOODBRIIDGE	TOTAL
SEWAGE DISPOSAL	55	45	127	64	291
WATER SUPPLY	11	3	0	1	15
FOOD SERVICE	24	362	266	42	694
SANITARY INSPECTIONS (day cares, schools, motels, public pools, additions)	4	70	44	15	133
COMPLAINT INVESTIGATIONS	14	360	61	4	439
COSMETOLOGY	1	130	79	4	214
LEAD	2	18	2	2	24
PLANNING AND ZONING REPORTS	7	7	6	1	21
ENGINEERED PLAN REVIEWS	14	4	4	7	29
LEGAL ORDERS	0	68	8	1	77
ARREST WARRANTS	0	5	0	0	5
TOTAL ALL ACTIVITIES	132	1,072	597	141	1,942

TOTAL ENVIRONMENTAL HEALTH ACTIVITIES (N=1,942)

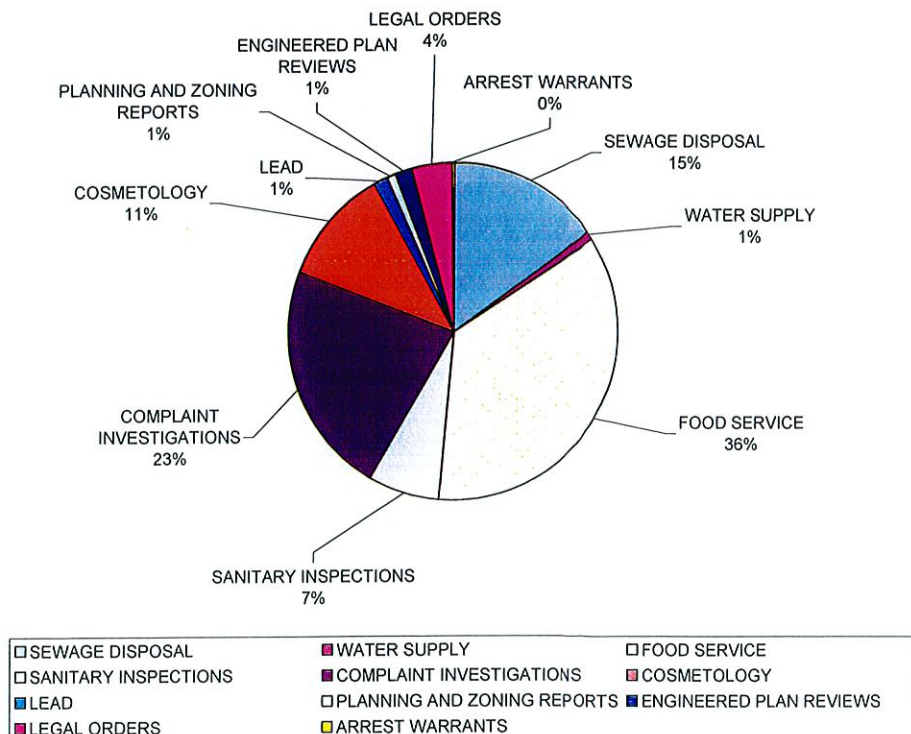
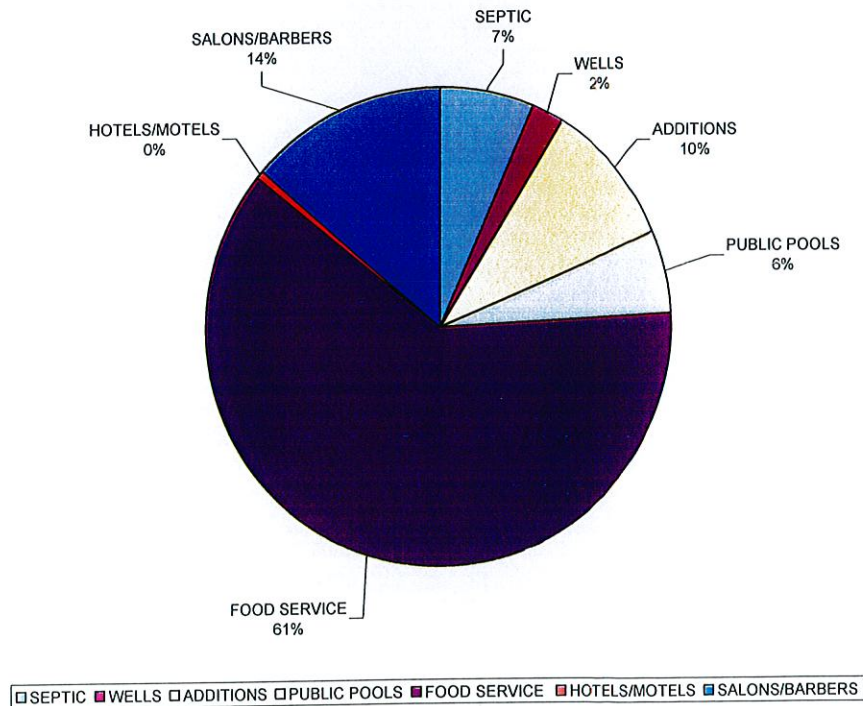


TABLE II: PERMITS, LICENSES and CERTIFICATES 07/01/10-06/30/11

	BETHANY	HAMDEN	NORTH HAVEN	WOODBRIAGE	TOTAL
SEPTIC (new and repair)	13	16	9	32	70
WELLS	3	2	3	14	22
ADDITIONS	35	15	26	31	107
PUBLIC POOLS	0	39	13	10	62
FOOD SERVICE (includes temporary events)	31	349	250	33	663
HOTELS/MOTELS	0	2	2	0	4
SALONS/BARBERS	1	84	54	8	147
TOTAL	83	507	357	128	1,075

PERMITS, LICENSES, AND CERTIFICATES (N=1,075)

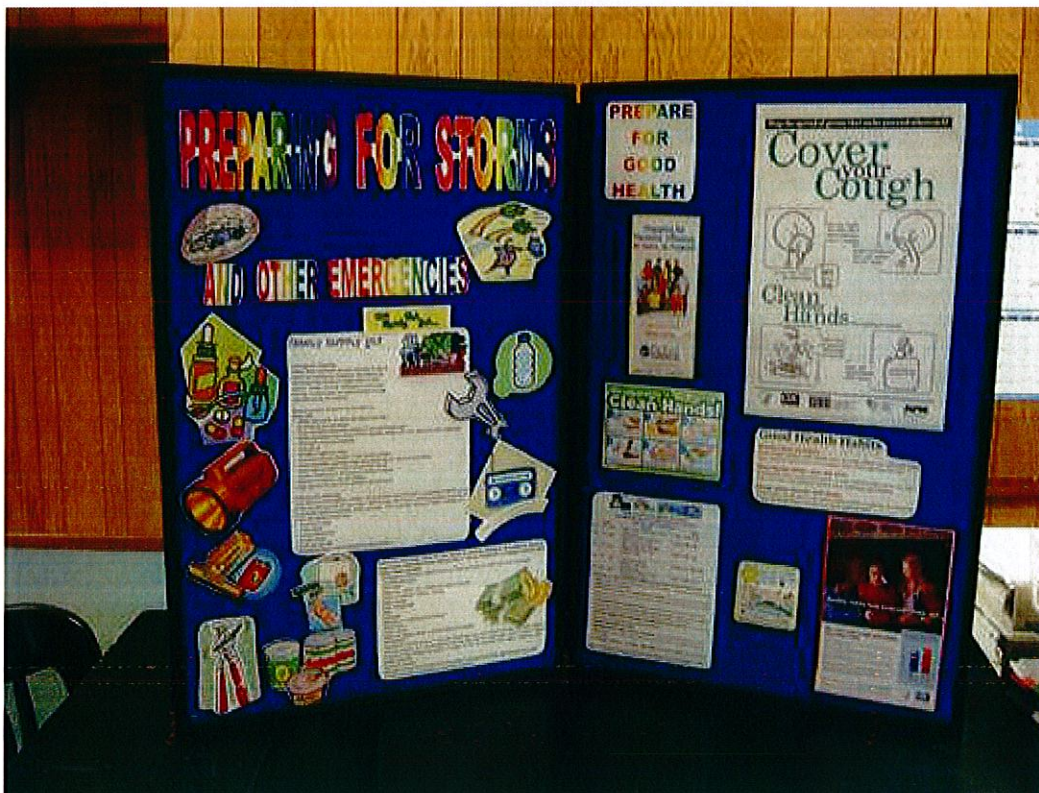


HEALTH EDUCATION and HEALTH PROMOTION

THE HEALTH DISTRICT SERVES AS AN ADVOCATE FOR HEALTHY LIFESTYLES AND AS A PROVIDER OF HEALTH PROMOTION MATERIALS AND ACTIVITIES.

PROGRAMS/SERVICES ARE BASED UPON FOUR MAJOR CONCEPTS:

- **EMPHASIZE PREVENTION**
- **AID IN THE CONTROL AND MANAGEMENT OF COMMUNICABLE AND CHRONIC DISEASE**
- **MAKE CURRENT HEALTH INFORMATION ACCESSIBLE TO DISTRICT RESIDENTS**
- **PROMOTE PERSONAL RESPONSIBILITY FOR HEALTH STATUS**



COMMUNITY HEALTH EDUCATION AND PROMOTION PROGRAMS

GOAL: To promote and preserve the health of district residents and to prevent disease and premature death.

WEBSITE www.qvhd.org

QVHD maintains a website with current health information for the community, calendars of scheduled programs, and links to reliable health information websites.

IMMUNIZATIONS

The Cocoon Strategy Initiative was implemented this year. The program immunizes close contacts (parents, grandparents, siblings older than 18 years and caretakers) of infants less than one year old to prevent the development of the disease, pertussis.

HEALTH INFORMATION

Qvhd-TIPS FAMILY HEALTH LETTER and HEALTH COLUMNS

- Distribution of bi-annual Qvhd-Tips, a Family Health Letter to all families of elementary school children within the District. Content focuses on a variety of current health/safety issues.
- An Ounce of Prevention: Health columns on various topics developed for local, weekly newspapers with circulation in District Towns. Follow-up materials distributed upon request.

DISTRIBUTION OF PRINTED MATERIAL

- Various source materials reviewed and prepared for distribution within District.
- Development of flyers, brochure, fact sheets and guidance materials on pertinent topics.
- Information provided in response to specific concerns and questions on a wide variety of health behavior, prevention and environmental topics in response to telephone inquiries and at community presentations.

PRESENTATIONS

Presentations are made for community groups upon request. Example: Bloodborne pathogen updates.

OUTREACH PROGRAMS

- **Radon Kit Distribution:** Free radon test kits were distributed to District residents.
- **Healthy Homes Assessment:** Free home environmental assessments were offered to District residents.
- **"Putting on Airs" Asthma Assessment:** QVHD facilitated referrals and assessments for District residents with asthma.

PARTICIPATION IN COMMUNITY EVENTS and ON COMMITTEES/WORK GROUPS

QVHD staff participates in various community events, such as Earth Day, health fairs, workshops and seminars in order to promote healthy actions. Examples: Earth Day, Fall Prevention, Senior Health fairs.

QVHD staff participates with local, regional and state-wide committees and organizations to promote health. Examples include: Regional Asthma Coalition, Hamden Partners for Young Children, Health Disparities work group.

DISEASE SURVEILLANCE

QVHD staff track and analyze data for all CT reportable diseases. In addition, staff provides follow-up interventions and educate community members as indicated. These actions, known as reportable disease surveillance and intervention actions are used for control of transmission, to minimize severity, to detect epidemics and for program planning.

EMERGENCY RESPONSE

QVHD staff continues to develop and implement plans for an emergency response. This year's focus was on Alternate Dispensing Models for distribution to fixed populations such as skilled nursing facilities or colleges. Community and partner education and preparedness activities were conducted. QVHD staff participated in exercises and drills in order to be better prepared.

MOM'S CLINIC, A SCHOOL BASED HEALTH CENTER AT HAMDEN HIGH

Mom's Clinic is a licensed outpatient clinic located in Hamden High School. Confidential medical and behavioral health services are provided to enrolled students. During school year 2010, 388 students were enrolled; 122 users of services made 948 visits. More information on Mom's Clinic is available upon request.

TABLE III: REPORTABLE DISEASE SUMMARY JULY 1, 2010-JUNE 30, 2011

DISEASE NAME	2009-10 TOTAL	2010-11 TOTAL	2010-11 BY TOWN			
			BETHANY	HAMDEN	NO. HAVEN	WOOD- BRIDGE
E. Coli	1	0	0	0	0	0
Giardiasis	5	8	0	3	4	1
Salmonellosis	15	10	0	7	2	1
Clostridium difficile	10	19	0	12	5	2
Campylobacter	12	18	0	12	3	3
Cryptosporidiosis	3	0	0	0	0	0
Shigellosis	6	1	0	1	0	0
Cyclorospodiosis	0	2	0	2	0	0
Listeriosis	0	2	0	1	1	0
Norovirus/Rotavirus	0/0	2/2	0/1	2/1	0/0	0/0
Hepatitis						
Hepatitis A	1	1	0	1	0	0
Hepatitis B	9	21	0	16	4	1
Hepatitis C	70	73	5	51	12	5
Gonorrhea/Syphilis/Chlamydia						
Gonorrhea	67	34	1	30	3	0
Syphilis	31	24	0	14	8	2
Chlamydia	316	317	8	271	32	6
Lead Poisoning¹/Rabies²/Lyme Disease³/Ehrlichiosis/Babesiosis						
Lead Poisoning ¹	0	1	1	0	0	0
Rabies ²	3	4	0	2	2	0
Lyme Disease ³ /Ehrlichiosis/Babesiosis		28/12/7	4/1/0	10/3/1	5/7/6	9/1/0
Tuberculosis ⁴	1	2	0	1	1	0
Enterococcal infection	23	12	0	9	2	1
Invasive Strep A/Strep B	1/10	2/13	0/1	0/4	2/8	0/0
Legionellosis	3	3	0	2	1	0
Pneumococcal disease	16	12	1	6	4	1
Staph aureus	34	38	2	27	7	2
Influenza ⁵	154	78	1	49	22	6
Parainfluenza	6	0	0	0	0	0
Varicella/ Pertussis ⁶ /Meningitis/Mumps	2/1/0/0	0/10/0/0	0/0/0/0	0/4/0/0	0/5/0/0	0/1/0/0
Yersinosis	1	0	0	0	0	0
Other ⁷	3	8	1	5	2	0
TOTALS	804	763	27	546	148	42

COMMENTS:

- (1) This data reflects child cases only (to 72 months) who were poisoned. 12 children were followed for elevations.
- (2) By type the positive animals were: 1 skunk, 2 raccoons, 1 coyote.
- (3) Lyme Disease is reportable only by physician and by labs with automated electronic reporting to DPH surveillance, therefore it may be underreported. Lab diagnosis is often difficult to interpret. The numbers reported above are positive by lab or MD report.
- (4) While there were only two cases of active Tuberculosis, surveillance for this district included 17 prophylaxis cases, 2 airline exposure follow-ups, 2 latent TB investigations and 4 Class A/B contacts.
- (5) These numbers reflect only those cases for which a positive or presumptive lab test was received and may underrepresent actual influenza in the community. Of the reported cases, 64% were over age 50, with 43% of that group over age 70. 11% were under age 20. 43 persons (15%) were hospitalized.
- (6) All positive results were blood tests, except for 1 nasal swab. Nasal swab remains the preferred method for testing.
- (7) Vibrio infection:1-North Haven; Carbon monoxide poisoning: 2-Hamden,Malaria: 1-Hamden; Clostridium perfringens: 1-Bethany; Hib: 2-Hamden.

NOTE: AIDS/HIV numbers have been removed from this table as QVHD does not receive data by town. The Department of Public Health (DPH) has changed its focus to be more in line with the CDC, with an emphasis on trends, rather than just number of cases and with combining both HIV and AIDS into HIV Disease. For CT, new cases of HIV Disease for 2010 were 407. The majority of new cases were male (71%.) Mode of transmission was 36% for the group "Men who have sex with men (MSM)", 11% IV drug users, and 23% heterosexual. By race/ethnicity, 34% were white, 39% were black, 26% were Hispanic and 2% were other. By age: 3%-13-19; 24%-20-29; 21%-30-39; 29%-40-49; 15%-50-59; and 7%-60+.

REVENUE AND DISBURSEMENTS



QUINNIPIACK VALLEY HEALTH DISTRICT
STATEMENT OF ACTIVITIES
FOR THE YEAR ENDED
JUNE 30, 2011
(WITH COMPARATIVE TOTALS FOR 2010)

	Health District Services	State of Connecticut Allocation 19-245 (A)	Healthy Homes & Lead Prevention Block Grant	Public Health Emergency Preparedness	School Based Health Center	Total All Funds	
						2011	2010
Public Support and Revenue:							
Fees and Grants from Government Agencies:							
State of Connecticut Allocation	\$	\$ 178,693	\$ 33,853	\$ 163,645	\$ 122,094	\$ 178,693	\$ 178,464
State Grants						319,592	259,772
Town Appropriations:							
Hamden	\$300,593					300,593	299,742
North Haven	124,477					124,477	124,690
Bethany	28,962					28,962	28,915
Woodbridge	47,758					47,758	47,799
Total Fees and Grants From Governmental Agencies	501,790	178,693	33,853	163,645	122,094	1,000,075	939,382
Other Revenue:							
Administrative and Environmental Fees	115,508					115,508	123,946
Third Party Reimbursement	0				20,903	20,903	23,878
Interest Income	139					139	109
In-Kind Contrib. & H1N1 Vaccines	5,438					5,438	180,297
Other Revenue	0					0	36
Total Other Revenue	121,085				20,903	141,988	328,266
Total Support and Revenue	622,875	178,693	33,853	163,645	142,997	1,142,063	1,267,648
Expenses:							
Program Services - Exhibit B-1	(227,056)	(178,693)	(33,727)	(131,429)	(124,085)	(694,990)	(761,419)
Management and General - Exhibit B-2	(412,706)					(412,706)	(437,232)
Total Expenses	(639,762)	(178,693)	(33,727)	(131,429)	(124,085)	(1,107,696)	(1,198,658)
Excess of Public Support and Revenue Over Expenses:	(16,887)	0	126	32,216	18,912	34,367	.68,990
Other Expenses:							
Depreciation	(4,931)					(4,931)	(10,949)
Change in Net Assets	(\$ 21,818)	\$ 0	\$ 126	\$ 32,216	\$ 18,912	\$ 29,436	\$ 58,041
						Net Assets July 1,	384,077 326,036
						Net Assets June 30,	\$ 413,513 \$ 384,077

