

YOUR CONNECTION TO PUBLIC HEALTH

2021-2022

QUINNIPIACK VALLEY HEALTH DISTRICT ANNUAL REPORT

Prevent. Promote. Protect.



QUINNIPIACK VALLEY HEALTH DISTRICT (QVHD)

1151 HARTFORD TURNPIKE
NORTH HAVEN, CT 06473
TEL: 203-248-4528
FAX: 203-248-6671



TABLE OF CONTENTS

I. ABOUT QVHD

<i>Mission</i>	2
<i>Methods</i>	2
<i>2021-2022 Revenue</i>	2

II. STAFF

<i>QVHD Staff</i>	3
-------------------	----------

III. BOARD OF DIRECTORS

<i>Roles</i>	4
<i>Members</i>	4

IV. TEN ESSENTIAL SERVICES

<i>Public Health Services</i>	5 & 6
-------------------------------	------------------

VI. COMMUNITY HEALTH

<i>Mission & Activities</i>	7
<i>Overdose Data to Action (OD2A)</i>	7
<i>Suicide Prevention</i>	7
<i>School Based Health Center (SBHC)</i>	7
<i>Emergency Preparedness</i>	7
<i>COVID-19 Response</i>	8
<i>Reportable Disease Surveillance</i>	9

VII. ENVIRONMENTAL HEALTH

<i>Mission & Activity Snapshot</i>	10
<i>Environmental Health Overview</i>	11
<i>Environmental Activities by the Numbers</i>	12

VIII. CONNECT WITH US

<i>Photo Gallery</i>	13, 14, & 15
<i>Social Media Pages</i>	16

ABOUT QVHD

Mission:

The mission of the Quinnipiack Valley Health District (QVHD) is to protect the residents of Bethany, Hamden, North Haven, and Woodbridge, Connecticut, from disease, injury, and environmental hazards through prevention, education, enforcement, and collaboration.



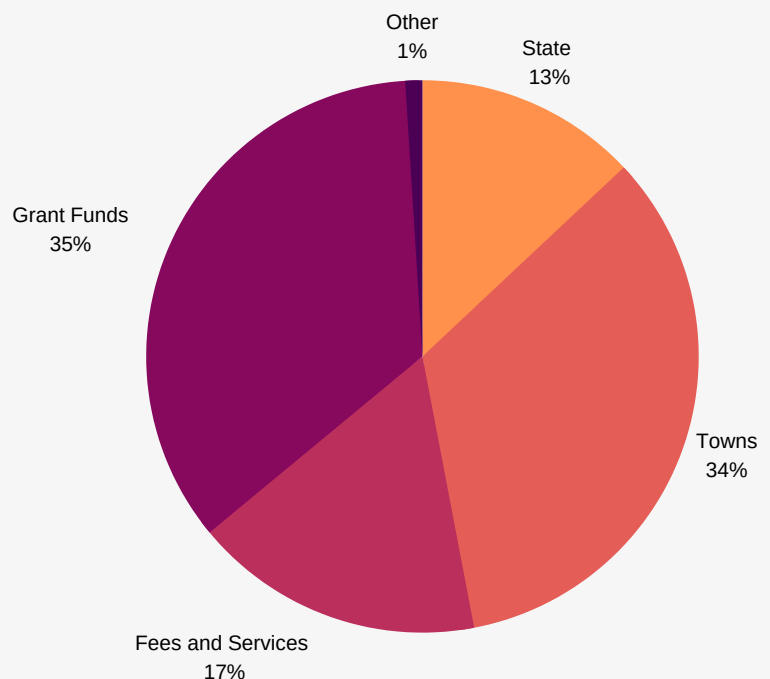
Accomplished Through:

- Collaboration with local and government leaders in setting health priorities
- Systemic identification of community health concerns and risks
- Preventive services for the early control and identification of disease
- Provision of current, credible information to promote health behavior choices
- Environmental health services that ensure compliance with the state and local laws, regulations, and ordinances
- Local and regional emergency preparedness for response to an unexpected environmental or biological event

2021-2022 Revenue

QVHD is funded by: Town and State contributions on a per capita basis, revenue from permit and services, grant awards, and miscellaneous income.

**The 2021-2022 Revenue is:
\$1,917,055**



STAFF



STAFF

TITLE

Karen Ann Wolujewicz, MPH	Director of Health
Alicia Mulvihill, MPH	Director of Community Programs
Lynn Fox, BS, RS	Chief Environmental Services
Alexis Rinaldi, BS, RS	Registered Sanitarian
John Laudano, BS, RS	Registered Sanitarian
Kristen Amodio, BS, RS	Registered Sanitarian
Ryan Currier, BS, RS	Registered Sanitarian
Kara Sepulveda, BS	Public Health Program Assistant
Marissa MocarSKI, BS*	Lead Contact Tracer
Jennifer Bobok, RN	Public Health Nurse
Elise Miller, RN*	Public Health Nurse
Miokka Cummings	Secretary
Barbara Bildstein, BS	Secretary

*Marissa MocarSKI- hired 8/2021

*Elise Miller- hired 12/2021

Alexandrea Reaves- temporary grant staff 6/2021-8/2021

Avery Gartman - resigned 11/2021

Tarra Harris- resigned 11/2021

Elisabeth Matuska - resigned 8/2021

Daniel Clemente - hired 1/2022; resigned 6/2022

BOARD OF DIRECTORS

2021-2022



The Board of Directors is the managing body of QVHD and is composed of Town representatives appointed for a three year term. Each member-town has one representative for each ten thousand population or part thereof, up to a maximum of 5 representatives per town.

MEMBER	TOWN	ROLE
Carol Goldberg*	Bethany	President
Peter Marone*	Hamden	Vice President
Elizabeth Thornquist	Bethany	Alternate
Kyle Blake	Hamden	Alternate
Daniel Clemente*	Hamden	Director
Joy Donaldson*	Hamden	Director
Ann Levison	Hamden	Director
Chante-Colleen Lewis	Hamden	Director
Julie Cruz Nuzzolillo	North Haven	Alternate
Jacquelyn O'Neill St. Peter	North Haven	Director
Peter S. Sandor	North Haven	Director
J. Stacey Yarbrough	North Haven	Director
Richard Martinello	Woodbridge	Director
Roy Ivins	Woodbridge	Alternate
Karen Ann Wolujewicz		Ex Officio

*Carol Goldberg-Vice President 9/23/21-3/24/21; President 3/24/21
 *Peter Marone- President 9/23/21-3/24/21; Vice President 3/24/21
 *Daniel Clemente- Appointed 9/23/21; Resigned 1/27/22
 *Joy Donaldson- President 7/1/21-9/23/21

TEN ESSENTIAL SERVICES OF PUBLIC HEALTH

QVHD's services, responsibilities and programs are guided by the 10 Essential Public Health Services. The 10 Essential Public Health Services were developed by the Centers for Disease Control and Prevention's (CDC) Core Public Health Functions Steering Committee and provide the framework for public health activities that all communities should undertake (CDC, 2021). Three core functions guide the 10 Essential Public Health Services: assessment, policy development, and assurance.



The 10 Essential Public Health Services provide a framework for public health to protect and promote the health of all people in all communities (CDC, 2021).

TEN ESSENTIAL SERVICES OF PUBLIC HEALTH

1. **Assess & Monitor** health status to identify community health problems.
2. **Investigate, diagnose & address** health problems, health hazards, and root causes in the community.
3. **Communicate** effectively to **inform, educate** and **empower** people about health issues.
4. **Strengthen, support & mobilize** communities and partnerships.
5. **Create, champion, and implement** policies, plans & laws that support individual and community health efforts.
6. **Utilize** legal and regulatory actions that protect health and ensure safety.
7. **Enable equitable access** to needed personal health services
8. **Build** a diverse and skilled workforce.
9. **Improve & innovate** population-based health services through evaluation, research & quality improvement.
10. **Build & maintain** a strong organizational infrastructure for innovative solutions to health problems.



The purpose for incorporating the 10 Essential Services in all of our work is to prevent epidemics and spread of disease, protect against environmental hazards, prevent injuries, promote and encourage healthy behaviors, respond to disasters, assist communities in recovery, and assure the quality and accessibility of services.

2022 COMMUNITY HEALTH SNAPSHOT

The **goal** of QVHD's Community Health Division is to increase the quality, availability, and effectiveness of population-based health education, programs and services.

Overdose Data to Action (OD2A)

QVHD continues to educate residents on the surging overdose crisis through our OD2A grant that is in partnership with the New Haven Health Department. Preliminary data from the CDC estimates **we lost more than 105,000 lives in the U.S. to a drug overdose in 2021**, with countless **non-fatal** overdoses occurring each week. QVHD is dedicated to teaching community members how they can prevent substance misuse and support those struggling with a substance use disorder through a variety of programs, trainings and outreach strategies.

Remember: Anyone can overdose, anyone can save a life.

Learn more by visiting: www.connectgnh.org

The OD2A team trained

754

Community Members on Overdose Prevention, Response, & Drug Trends

Suicide Prevention Initiatives

Mental health concerns, while always present, increased throughout the COVID-19 pandemic. QVHD staff member, Kara Sepulveda, serves as co-chair of the AFSP New Haven County Out of the Darkness walk that takes place in Hamden each October. QVHD also participates in our local Regional Suicide Advisory Board (RSAB) which works year-round on suicide prevention. If you would like to get involved, contact Kara at ks@qvhd.org

Last years walk attracted

500+ participants

Learn more by visiting www.afsp.org/hamden

School Based Health Centers

QVHD administers two School Based Health Centers (SBHC) in Hamden: one at Church Street Elementary School and one at Hamden High School. The SBHCs are supported by a grant from the State of Connecticut and QVHD subcontracts with Cornell Scott-Hill Health Cooperation for clinical services. The SBHC is open during school hours so that students and parents do not need to miss school or work to get care. To learn more about services offered & enrollment in the SBHC, **visit:** www.qvhd.org/sbhc

The SBHCs served

571

students in '21-'22

Emergency Preparedness

QVHD staff worked throughout the year to prepare, respond and recover from public health emergencies that can happen at any time and without any notice. QVHD also has a pool of both medical and non-medical MRC volunteers. Active recruitment is always taking place for new MRC volunteers. Anyone interested in joining can call QVHD for more information or **register via** ctresponds.ct.gov

QVHD has

364

Medical Reserve Corps (MRC) Volunteers

QVHD'S COVID-19 RESPONSE SNAPSHOT

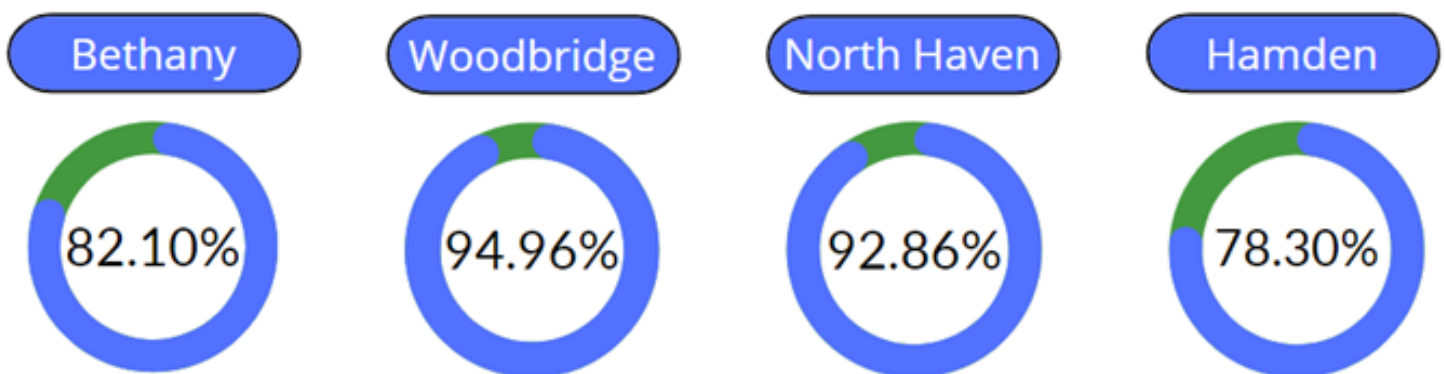
QVHD's Statement on COVID-19 Surveillance in Bethany, Woodbridge, North Haven, and Hamden

Since the onset of the COVID-19 Pandemic, it has been the role of Local and State Public Health authorities to monitor individuals who test positive for, and who are exposed to, COVID-19 in order to share updated recommendations and guidance. With this, QVHD continues to work closely with local officials, schools, childcare facilities, and other establishments to ensure that health education related to COVID-19 is delivered on a regular basis. Tracking town-specific data, outbreaks, historical trends, and updated recommendations continues to serve as a major component in QVHD's COVID-19 response.

The process of infectious disease surveillance is ongoing, and is a major function of the health district as a whole. QVHD will continue to monitor, support, and guide residents and community partners according to current recommendations from the Connecticut Department of Public Health (CT DPH) and the Centers for Disease Control and Prevention (CDC).

Need a COVID-19 Vaccine? Please visit www.vaccines.gov to find a COVID-19 vaccine location near you.

Cumulative Percent of Population All Ages Who Have at Least One Dose of COVID-19 Vaccination by Town



DATA REGARDING PERCENTAGES OF COVID-19 VACCINATIONS WERE UPDATED ON 08/29/2022. ALL COVID-19 SPECIFIC DATA IS GENERATED BY THE CONNECTICUT DEPARTMENT OF PUBLIC HEALTH (CT DPH) AND IS AVAILABLE ON THE OPEN DATA PORTAL: [COVID-19 DATA RESOURCES](#)

COMMUNITY HEALTH DIVISION: REPORTABLE DISEASE SURVEILLANCE

DISEASE NAME	July 1, 2020 – June 30, 2021 QVHD TOTAL	July 1, 2021 – June 30, 2022 QVHD TOTAL
Campylobacteriosis	15	13
Coronavirus	6325	4826
Cyclosporiasis	2	0
Dengue Fever	0	0
Giardiasis	3	4
Haemophilus Influenzae	0	0
Hepatitis A	0	1
Hepatitis B	0	0
Hepatitis C	9 ¹	15
Influenza ²	0	134
Group A Streptococcus	1	0
Group B Streptococcus	13	11
Legionellosis	5	3
Listeriosis	0	2
Yersinosis	1	0
Lyme Disease ³	4	4
Ehrlichiosis	1	0
Babesiosis	8	12
Malaria	0	1
Measles	0	0
Salmonellosis	9	9
Shiga-toxin producing organism	0	0
Shigellosis	1	2
Cryptosporidiosis	0	0
Staphylococcus aureus	7	6
Tuberculosis ⁴	2	2
Varicella	0	0
Pertussis	0	0
Meningococcal Disease	0	0
Mumps	0	0
Vibrio species	0	2
West Nile Virus	0	0

COMMENTS: *ALL DATA IS PRELIMINARY & SUBJECT TO CHANGE*

Source: Connecticut Electronic Disease Surveillance System unless otherwise noted in comments below. Data retrieved 9/09/2022 at 2:18 pm.

(1) Source: CT DPH Viral Hepatitis Surveillance Program. Hepatitis C data reported by calendar year (January-December) and not fiscal year.

(2) Influenza (flu) includes only cases hospitalized and/or deaths along with reportable laboratory testing (PCR and labs with electronic reporting) and will underrepresent actual influenza in the community.

(3) Lyme Disease is reportable only by physician with PD-23 reporting form and by labs with automated electronic reporting to DPH surveillance, plus inter-state reports. Therefore, cases may be underreported. The numbers above are positive by lab or MD report.

(4) Source: QVHD

Monkeypox

Since May 2022, the state of Connecticut has been monitoring the Monkeypox outbreak occurring within the state. It has been the role of local health to conduct interviews with individuals impacted by Monkeypox, and to ensure that adequate health education is shared on a timely and accurate basis. The CT DPH continues to share helpful resources, updated guidance, and other recommendations for local health to utilize during their interview and data analysis process. QVHD will continue to monitor trends associated with Monkeypox data on a daily basis to ensure that the health and wellbeing of residents remains of primary importance. With any questions related to Monkeypox, please contact QVHD directly: (203) 248-4528.

2022 ENVIRONMENTAL HEALTH SNAPSHOT


THE ENVIRONMENTAL HEALTH SECTION CONDUCTS INSPECTIONS OF FOOD ESTABLISHMENTS, HAIR AND NAIL SALONS, SUBSURFACE SEWAGE DISPOSAL SYSTEMS, DAYCARE CENTERS, AND PUBLIC POOLS.




477 FOOD ESTABLISHMENTS INCLUDING THE OPENING OF 51 NEW ESTABLISHMENTS



230 HAIR & NAIL SALONS INCLUDING THE OPENING OF 21 NEW ESTABLISHMENTS



5 HOTELS/MOTELS



52 PUBLIC POOLS

• **191 SITE VISITS** RELATED TO SUB-SURFACE SEWAGE DISPOSAL SYSTEMS (SOIL TESTS AND INSPECTIONS)


• **101 PLAN REVIEWS** FOR ADDITIONS

• **482 PUBLIC HEALTH NUISANCE COMPLAINTS** INVESTIGATED, 55 OF THEM COVID-19 RELATED COMPLAINTS

• **23 SCHOOLS** INSPECTED, **41 CHILDCARE FACILITIES** INSPECTED



Environmental Health



QVHD's Environmental Health Section identifies and evaluates environmental health factors to protect and improve public health. Activities include inspection, information, referral, and the enforcement of laws and regulations that protect health and ensure safety.

The Environmental Health Section conducts inspections of food establishments, hair/nail salons, subsurface sewage disposal systems, daycare centers, and public pools.

The Environmental Health Staff regulates and oversees the installation of subsurface sewage disposal systems. They offer homeowner guidance and recommendations on the care and maintenance of septic systems to aid in extending the life of the system and avoid costly repairs. They are responsible for ensuring that water drinking wells are installed and maintained in a sanitary manner. They receive and interpret well water analysis reports and notify and provide owners information when parameters exceed recommended limits for contaminants such as bacteria, iron, manganese, and lead.

All 5 Environmental Health Staff are certified lead inspectors/risk assessors. They conduct environmental investigations of dwellings where children with an elevated blood lead level reside and when lead hazards are identified, they oversee the required lead abatement work to ensure all work is done according to code. In addition, they identify lead hazards where children with non-elevated blood lead levels reside and ensure remediation is done using lead-safe work practices.

The Environmental Health Staff responds to complaints including but not limited to garbage, sewage, odors, vacant / abandoned properties, stagnant water, mosquitoes, abandon vehicles, and rodents. They also respond to housing complaints. They identify and address indoor air quality issues including but not limited to mold, radon, asbestos, bedbugs, and general maintenance and safety issues in homes, schools, and businesses.

Additional activities include the inspection of school, childcare centers, public swimming pools and weekly sampling of a swimming lake in Bethany. A Swim advisory is posted when bacteria levels exceed acceptable limits.


Environmental Health

Activities conducted by type & year

Environmental Activity	2020-2021	2021-2022
P&Z reports	18	11
Food Establishment Licenses	470	477
Food Establishments Inspections	377	492
Itinerant licenses	66	74
Temporary licenses	56	116
Cosmetology Inspections	146	209
New/opening Cosmetology	19	21
Certificate of Compliances	227	230
Tattoo Inspections/Licenses	6	5
Public Pool Licenses/Inspections	54	52
Hotel/Motel Inspections/Licenses	5	5
Day Care Inspections	20	41
School Inspections	8	23
Elevated Blood Lead/Inspections	1	2
Lead Risk Assessments/Inspections	1	1
Lead-Case Management	18	33
Beach Water Sampling	14	19
Swim Advisory Issued	2	2

SEWAGE ACTIVITY		
SOIL TEST		
NEW	34	43
REPAIR	88	75
B100a/ADDITION	123	73
TOTAL SOIL TESTS	245	191
TANK REPLACEMENT/dbox/pipe	94	70
B100a PLAN REVIEW	89	101
PERMIT TO DISCHARGE	187	145
WATER TREATMENT WASTEWATER DISPOSAL	21	25
WELLS		
WELL PERMITS (Drinking)	31	16
WELL PERMITS (Geothermal)		5
TOTAL WELL PERMITS	31	21

	2020-2021	2021-2022
TOTAL COMPLAINTS	460	482
Abandoned Property	5	6
Animal/animal waste	19	15
Bed Bugs	11	8
Cosmetology		9
COVID related	0	55
Day Care	0	2
DEEP Related	6	4
Drainage/Flooding	3	3
Drinking Water	5	4
Food Service	37	45
Food Illness	7	11
Garbage/Refuse	25	20
Heat	15	23
Hoarding	4	10
Hotel/Motel	0	3
Housing	89	91
Indoor Air Quality	8	3
Junk Vehicles	8	8
Long Term Care Facility	0	2
Mold	36	57
Mosquito/stagnant water	8	11
Other	2	9
Outdoor air quality	2	4
Public Pools	5	1
Public Toilets	2	7
Rodents/Insects	29	43
Rodent survey	1	2
School	0	1
Sewage	21	21
Utility Shut Off	1	4
Notice of Violations	63	87



Alexis Rinaldi, QVHD Registered Sanitarian (RS), taking a water sample from Hockanum Lake in Bethany. Samples are taken weekly starting the week before memorial day and continues until the week before Labor Day



Alexis taking the temperature of the water.



Alexis gathering a sample of the water.



Alexis ensuring she has the correct amount of water.



A job well done. Thank you, Alexis!



Miokka and Barbara, QVHD's Secretaries with the district's sign outside our office.



Marissa, QVHD's Lead Contact Tracer, providing health education at a community event.



QVHD's Public Health Nurses, Jen & Elise, hosted a table at Hamden's Pride Festival.



Community Health staff, Ali & Kara, with Police Chief Glenn, place new sidewalk stickers (pictured below) to help promote the North Haven Counseling Center.





John Laudano, RS inspecting a salon.



John Laudano, RS soil testing in Woodbridge.



Ryan Currier, RS taking food temps at the North Haven Fair.



Ryan Currier, RS reviewing a septic plan.



SERVING THE TOWNS OF BETHANY, HAMDEN, NORTH HAVEN & WOODBRIDGE



@QVHD




@Quinnipiack Valley Health District



@QVHDHEALTH



www.qvhd.org



WWW.CONNECTGNH.ORG
For information, resources & supports specific to the overdose crisis.